



European
Commission

Multiannual **financial**
framework
2014–2020
and **EU budget 2014**

The figures

*Europe Direct is a service to help you find answers
to your questions about the European Union.*

Freephone number (*):

00 800 6 7 8 9 10 11

(*): Certain mobile telephone operators do not allow access to
00 800 numbers or these calls may be billed.

Find out more about the EU financial programming and budget
by visiting our website regularly: <http://ec.europa.eu/budget>

Send us an e-mail and get the latest publication news: BUDG-budget-inbox@ec.europa.eu

More information on the European Union is available on the Internet (<http://europa.eu>).

Cataloguing data can be found at the end of this publication.

Luxembourg: Publications Office of the European Union, 2013

ISBN 978-92-79-34348-3
doi:10.2761/9592

© European Union, 2013
Reproduction is authorised provided the source is acknowledged.

Printed in Belgium
PRINTED ON RECYCLED PAPER

European Commission

Multiannual **financial
framework
2014–2020**
and **EU budget 2014**

The figures

Contents

Introduction	4
Multiannual financial framework 2014–2020	6
Multiannual financial framework 2014–2020 in 2011 prices	7
Multiannual financial framework 2014–2020 in current prices	8
MFF 2014-2020 Overview	9
EU budget 2014 in figures	10
EU budget 2014 by financial framework headings, in commitment appropriations (%)	11
2014 budget by financial framework heading (aggregate)	12
2014 budgetary procedure — evolution of European Union expenditure by financial framework heading (Programme breakdown)	13
EU budget by heading	16
Heading 1a: Competitiveness for growth and jobs	17
Heading 1b: Economic, social and territorial cohesion	18
Heading 2: Sustainable growth: natural resources	19
Heading 3: Security and citizenship	20
Heading 4: Global Europe	21
Heading 5 & 6: Administration and compensations	22
Revenue	23
Breakdown by type of revenue	24

Introduction

50 60 70 80 90

The aim of this publication is to present the key figures of the 2014–2020 multiannual financial framework (MFF) as well as to present an overview of the 2014 EU budget. It also contains basic information on the budget revenue.

The 2014–2020 MFF brings in a whole set of new programmes that cover Europe's political priorities for the next 7 years: research and innovation (Horizon 2020), connecting together the transport, energy and IT infrastructure of all Member States (connecting Europe facility), education (Erasmus+), job opportunities for our youth (youth employment initiative) and competitiveness of Europe's businesses (COSME), to name a few.

In a nutshell, the next financial period will see Europe do more — especially in the abovementioned areas — with less, as for the first time the ceilings for that period will be lower than the previous ones.

As for the 2014 EU budget, it will be the first budget of the new financial period (2014–2020). Both the budget and the MFF, born in times of crisis, reflect the current situation in the EU. Signs of economic recovery are visible, but it is too early to talk about the crisis in the past tense.

The 2014 EU budget is about 3 % lower than the 2013 budget and includes a cut in administration costs, despite the EU having to assume many more competencies as from next year.

I hope this publication provides you with a clear and relevant summary in figures of both the 2014–2020 MFF and the 2014 EU budget.

Janusz Lewandowski

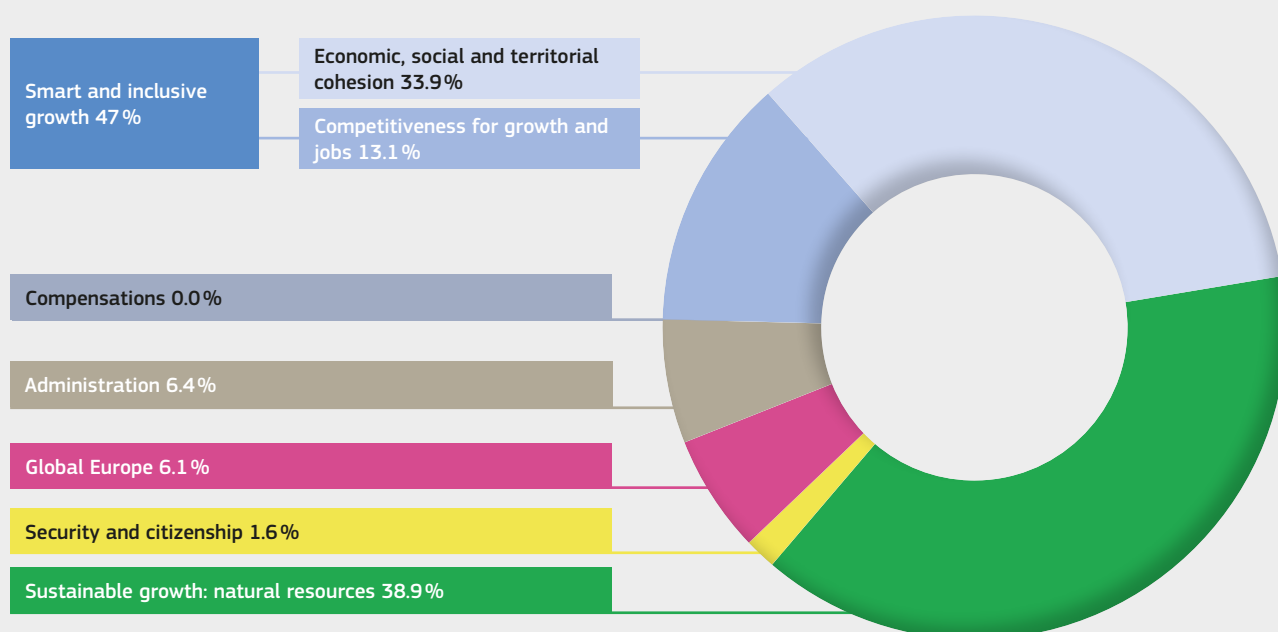
Member of the European Commission responsible for
Financial Programming and Budget





Multiannual
financial
framework
2014–2020

MFF 2014-2020 Overview



Special Instruments outside the Multiannual financial framework 2014-2020

In EUR million 2011 prices

Maximum appropriations	2014	2015	2016	2017	2018	2019	2020	Total 2014-2020
Emergency Aid Reserve	280	280	280	280	280	280	280	1960
European Globalisation Adjustment Fund	150	150	150	150	150	150	150	1050
European Union Solidarity Fund	500	500	500	500	500	500	500	3500
Flexibility instrument	471	471	471	471	471	471	471	3297

In EUR million current prices

Maximum appropriations ⁽¹⁾	2014	2015	2016	2017	2018	2019	2020	Total 2014-2020
Emergency Aid Reserve	297	303	309	315	322	328	335	2209
European Globalisation Adjustment Fund	159	162	166	169	172	176	179	1183
European Union Solidarity Fund	531	541	552	563	574	586	598	3945
Flexibility instrument	500	510	520	530	541	552	563	3716

European Development Fund ⁽²⁾ 2014-2020

European Development Fund (EDF)	2014	2015	2016	2017	2018	2019	2020	Total
EDF (EUR million current prices)	3 132	4 187	4 318	4 463	4 622	4 796	4 988	30 506
EDF (EUR million 2011 prices)	2 951	3 868	3 911	3 963	4 024	4 093	4 174	26 984

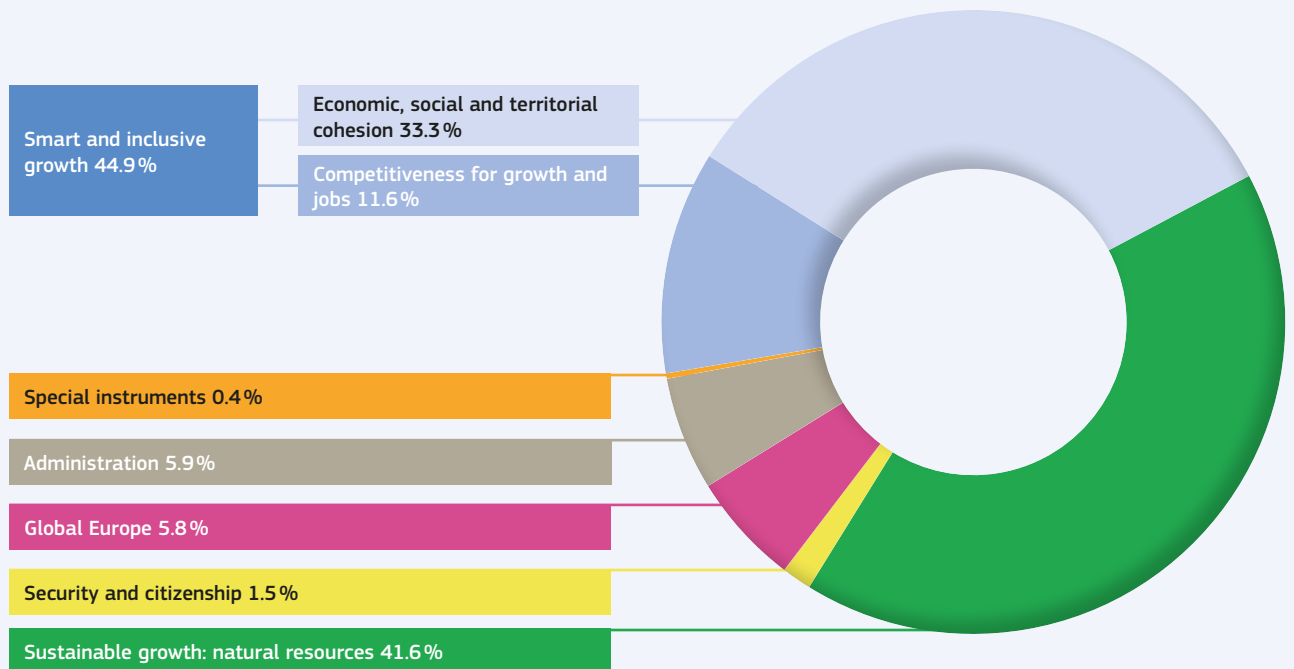
⁽¹⁾ If the activation of special instruments is endorsed by the budgetary authority, appropriations will be made available in the annual EU budget.

⁽²⁾ For information purposes only. The EDF is not funded by the EU budget.



EU budget 2014 in figures

EU budget 2014 by financial framework headings, in commitment appropriations (%)



2014 budgetary procedure — evolution of European Union expenditure by financial framework heading (Programme breakdown)

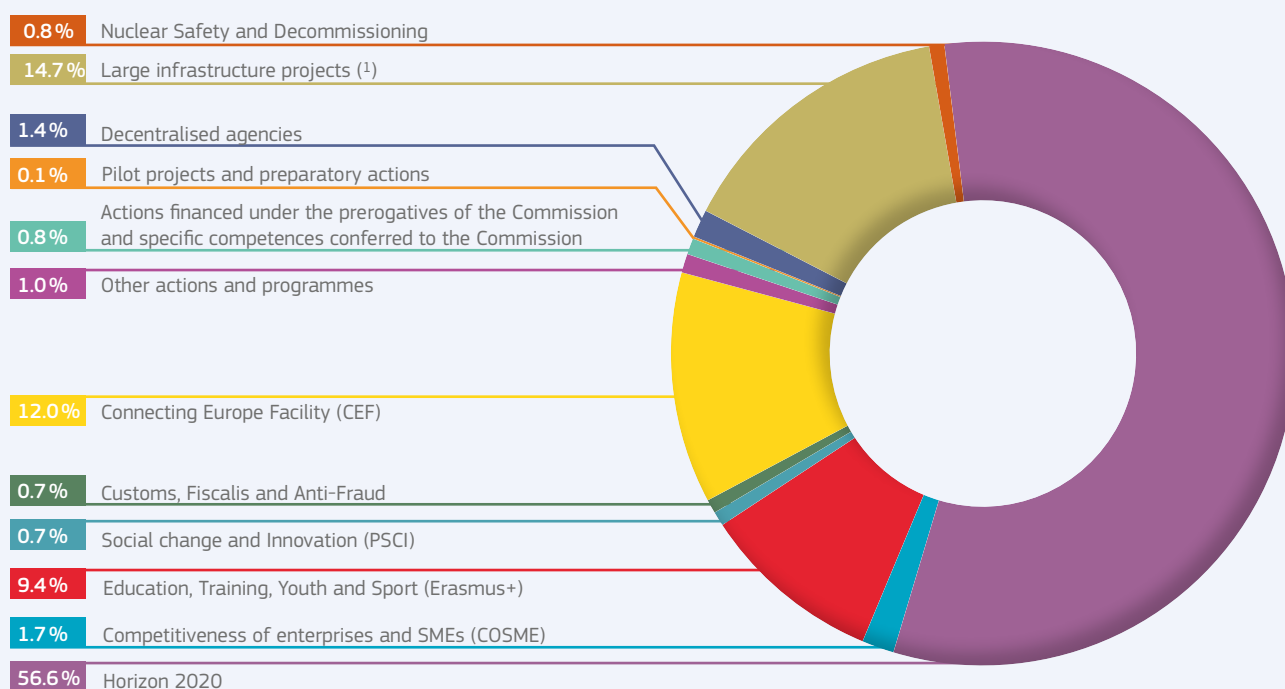
Headings	EUR million in current prices										
	1			2			2/1			2-1	
	2013 budget (incl. AB 1 to 9)			2014 budget			Difference %			Difference	
	CA (1)	PA	CA	PA	CA	PA	CA	PA	CA	PA	
1. Smart and inclusive growth	70830.7	69127.3	63986.3	62392.8	-9.7%	-9.7%	-6844.3	-6734.5			
<i>Ceiling</i>			63973.0								
<i>Flexibility Instrument</i>			89.3								
<i>Margin</i>			76.0								
Competitiveness for growth and jobs	15722.6	12777.7	16484.0	11441.3	4.8%	-10.5%	761.4	-1336.4			
Large infrastructure projects	969.0	677.0	2417.1	1874.5	149.5%	176.9%	1448.2	1197.5			
European satellite navigation systems (EGNOS and Galileo)	1.0	376.8	1326.2	1123.2	132518.0%	198.1%	1325.2	746.3			
International Thermonuclear Experimental Reactor (ITER)	912.0	252.1	728.0	563.2	-20.2%	123.4%	-183.9	311.1			
European Earth Observation Programme (Copernicus)	56.0	48.1	362.9	188.1	548.1%	291.3%	306.9	140.0			
Nuclear Safety and Decommissioning	267.3	182.1	130.4	180.0	-51.2%	-1.2%	-136.9	-2.1			
Common Strategic Framework (CSF) Research and Innovation Horizon 2020	10453.6	8477.2	9330.9	6279.7	-10.7%	-25.9%	-1122.6	-2197.5			
Euratom Research and Training Programme	10190.5	8210.1	9043.7	6031.4	-11.3%	-26.5%	-1146.8	-2178.7			
Competitiveness of enterprises and SMEs (COSME)	263.1	267.1	287.2	248.3	92.0%	-7.0%	24.1	-18.8			
Education, Training, Youth and Sport (Erasmus+)	307.5	239.1	275.3	232.6	-10.5%	-2.7%	-32.2	-6.4			
Social change and Innovation (PSC)	1430.2	1402.9	1555.8	1219.4	88%	-13.1%	125.6	-183.5			
Customs, Fiscals and Anti-Fraud	110.0	87.7	122.8	102.4	11.7%	16.8%	12.8	14.7			
Connecting Europe Facility (CEF)	1058.8	83.1	118.3	80.4	11.8%	-3.3%	12.5	-2.8			
Energy	1510.8	784.7	1976.2	821.8	30.8%	4.7%	465.3	37.1			
Transport	22.8	12.6	409.6	12.5	1696.6%	-0.7%	386.8	-0.1			
Information and Communications Technology (ICT)	1485.2	761.4	1482.4	793.1	-0.2%	4.2%	-2.7	31.7			
Energy projects to aid economic recovery (EERP)	2.9	10.7	84.1	16.3	2851.0%	51.7%	81.3	5.5			
Other actions and programmes	0.0	285.5	0.0	85.3	∞	-70.1%	0.0	-200.3			
Actions financed under the prerogatives of the Commission and specific competences conferred to the Commission	180.0	205.0	161.3	184.3	-10.4%	-10.1%	-18.7	-20.7			
Pilot projects and preparatory actions	144.2	111.5	138.8	113.8	-3.7%	2.1%	-5.4	2.3			
Decentralised agencies	26.2	27.4	18.6	28.4	-28.9%	3.7%	-7.6	1.0			
Economic, social and territorial cohesion	218.1	214.5	238.5	238.8	9.3%	11.3%	20.4	24.3			
Investment for growth and jobs	55108.0	56349.5	47502.3	50951.5	-13.8%	-9.6%	-7605.7	-5398.1			
Regional convergence (Less developed regions)			47413.0								
Transition regions			89.3								
Competitiveness (More developed regions)			0.0								
Outermost and sparsely populated regions			0.0								
Cohesion fund			0.0								
<i>Of which: part dedicated to Connecting Europe Facility</i>			983.0								
European territorial cooperation			0.0								
Technical assistance and innovative actions			1367.7								
European Aid to the Most Deprived (FEAD)			73.8								
Youth Employment initiative (specific top-up allocation)			0.0								
Pilot projects and preparatory actions			1804.1								
	7.2	6.9	6.0	8.7	-17.4%	25.8%	-1.3	1.8			

Headings	1		2				2/1		2-1	
	2013 budget (incl. AB 1 to 9)		2014 budget				Difference %		Difference	
	CA (1)	PA	CA	PA	CA	PA	CA	PA	CA	PA
2. Sustainable growth: natural resources										
<i>Ceiling Margin(?)</i>										
Of which: European Agricultural Guarantee Fund (EAGF) — Market related expenditure and direct payments	59885.1	57814.3	59267.2	56458.9	59303.0	56458.9	-1.0%	-2.3%	-617.9	-1355.4
<i>Sub-ceiling Sub-margin</i>										
Net transfer between EAGF and EAFRD	43654.9	43660.2	43778.1	43777.0	358	43777.0	0.3%	0.3%	123.2	116.7
Sub-margin	44130.0		351.9							
Sub-ceiling	0.0		0.0							
Market related expenditure	43654.9	43660.2	43778.1	43777.0						
European Agricultural Guarantee Fund (EAGF) — Market related expenditure and direct payments	14808.5	13026.1	13991.0	11615.1						
European Agricultural Fund for Rural Development (EAFRD)	986.9	785.0	1017.3	731.8						
European Maritime and Fisheries Fund (EMFF)	366.9	268.9	404.6	255.2						
Environment and climate action (Life+)	0.0	0.0	7.3	3.0						
Actions financed under the prerogatives of the Commission and specific competences conferred to the Commission	156	21.7	18.5	26.5						
Pilot projects and preparatory actions	52.4	52.4	50.4	50.4						
Decentralised agencies	2362.2	1894.2	2172.0	1677.0						
3. Security and citizenship										
<i>Ceiling Margin</i>										
Asylum and Migration Fund (AMF)	495.4	319.2	403.3	146.4						
Internal Security Fund (ISF)	485.9	301.3	403.3	230.3						
IT systems	45.5	49.6	18.6	9.9						
Justice	47.7	29.7	47.0	35.7						
Rights and Citizenship	74.5	58.8	55.3	55.2						
Civil protection	23.5	18.4	28.2	30.0						
Europe for Citizens	30.0	31.4	25.4	27.9						
Food and feed	274.7	247.3	253.4	218.5						
Health for Growth	55.5	52.6	58.6	44.8						
Consumer protection	23.5	21.6	24.1	21.8						
Creative Europe	189.6	175.2	180.6	184.3						
Other actions and programmes	2.0	0.5	0.0	0.6						
Actions financed under the prerogatives of the Commission and specific competences conferred to the Commission	140.5	128.9	166.7	163.2						
Of which: 'Communication actions'	99.5	88.0	85.6	82.2						
Pilot projects and preparatory actions	15.3	11.5	17.4	18.2						
Decentralised agencies	458.7	448.2	490.4	490.4						
4. Global Europe	9341.3	6731.9	8325.0	6191.2						
<i>Ceiling Margin</i>										
Instrument for Pre-accession assistance (IPA)	1898.6	1340.1	1578.4	1391.7						
European Neighbourhood Instrument (ENI)	2470.8	1403.3	2192.2	1380.2						
Development Cooperation Instrument (DCI)	2641.6	1948.8	2341.0	1721.2						
Partnership Instrument (PI)	71.9	26.3	118.9	37.5						
European Instrument for Democracy and Human Rights (EIDHR)	177.1	150.1	184.2	120.3						
Instrument for Stability (IFS)	325.4	201.3	318.2	207.7						
Humanitarian aid	865.3	932.0	920.3	785.4						
Common Foreign and Security Policy (CFSP)	396.3	316.8	314.5	234.8						
Instrument for Nuclear Safety Cooperation (INSC)	78.9	65.6	30.5	55.8						
Macro-financial Assistance (MFA)	94.6	46.3	60.0	52.2						
EU guarantees for lending operations	155.7	155.7	58.4	58.4						
Civil Protection and European Emergency Response Centre (ERC)	0.0	0.0	19.5	6.0						
European Voluntary Humanitarian Aid Corps EU Aid Volunteers (EUAV)	0.0	0.0	12.7	3.3						
Other actions and programmes	77.0	53.0	74.2	51.8						
Actions financed under the prerogatives of the Commission and specific competences conferred to the Commission	63.2	48.5	64.5	45.4						
Pilot projects and preparatory actions	5.0	23.5	17.4	19.5						
Decentralised agencies	20.0	20.5	20.0	20.0						

EU budget by heading

50 60 70 80 90

Heading 1a: Competitiveness for growth and jobs

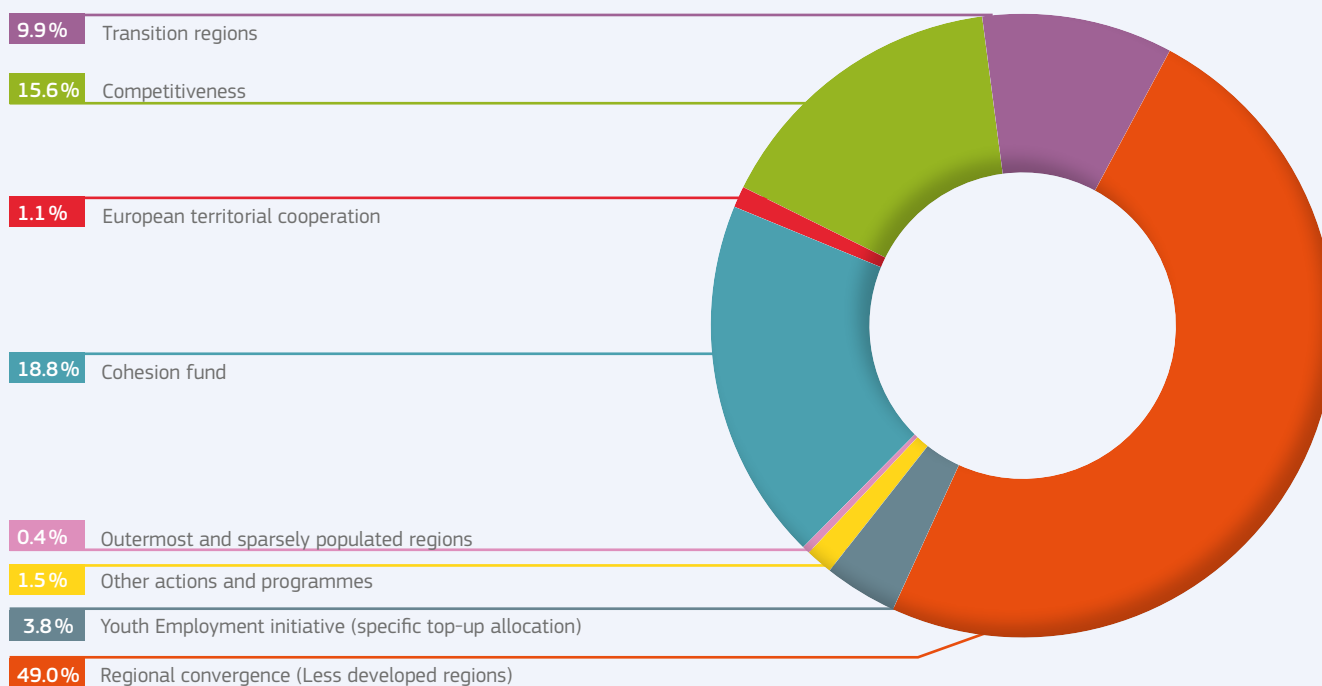


(Commitment appropriations) ⁽²⁾	EU budget 2014	
	EUR million	%
Large infrastructure projects	2 417.1	14.7
Nuclear Safety and Decommissioning	130.4	0.8
Horizon 2020	9 330.9	56.6
Competitiveness of enterprises and SMEs (COSME)	275.3	1.7
Education, Training, Youth and Sport (Erasmus+)	1 555.8	9.4
Social change and Innovation (PSCI)	122.8	0.7
Customs, Fiscalis and Anti-Fraud	118.3	0.7
Connecting Europe Facility (CEF)	1 976.2	12.0
Other actions and programmes	161.3	1.0
Actions financed under the prerogatives of the Commission and specific competences conferred to the Commission	138.8	0.8
Pilot projects and preparatory actions	18.6	0.1
Decentralised agencies	238.5	1.4
TOTAL	16 484.0	100.0

(1) Galileo, ITER and Copernicus.

(2) Due to rounding of the figures, some financial data in the table may appear not to reconcile.

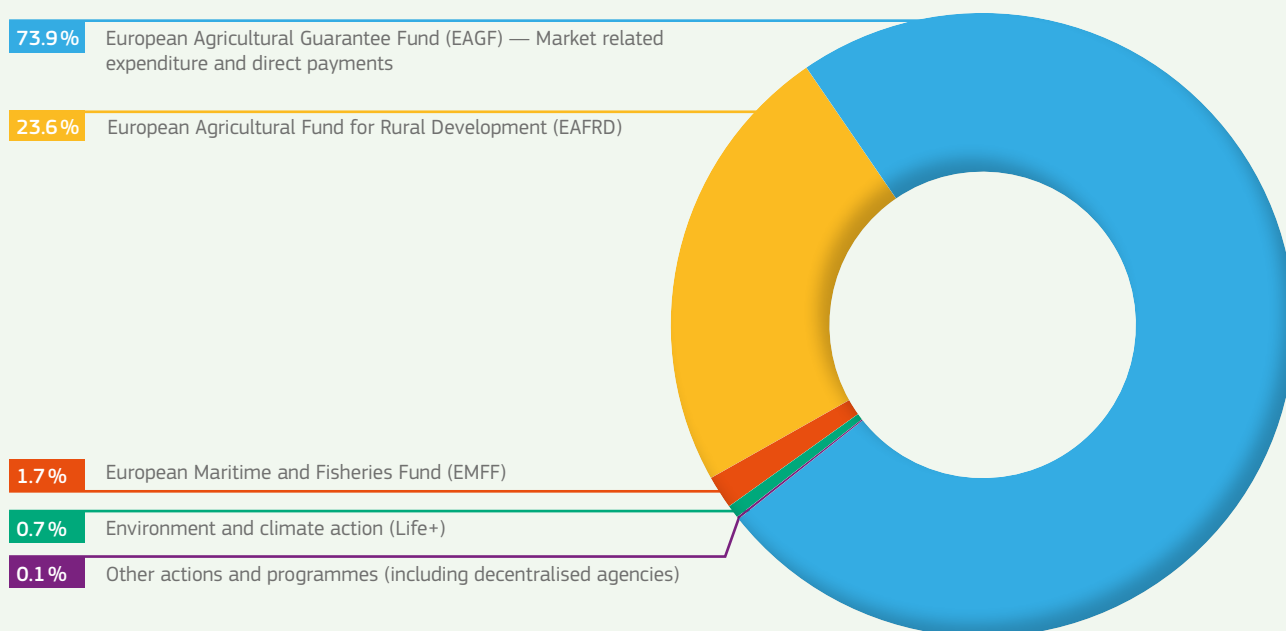
Heading 1b: Economic, social and territorial cohesion



(Commitment appropriations) ⁽¹⁾	EU budget 2014	
	EUR million	%
Youth Employment initiative (specific top-up allocation)	1 804.1	3.8 %
Regional convergence (Less developed regions)	23 264.1	49.0 %
Transition regions	4 697.7	9.9 %
Competitiveness	7 403.4	15.6 %
European territorial cooperation	505.7	1.1 %
Cohesion fund	8 922.4	18.8 %
Outermost and sparsely populated regions	209.1	0.4 %
Other actions and programmes	695.8	1.5 %
TOTAL	47 502.3	100.0

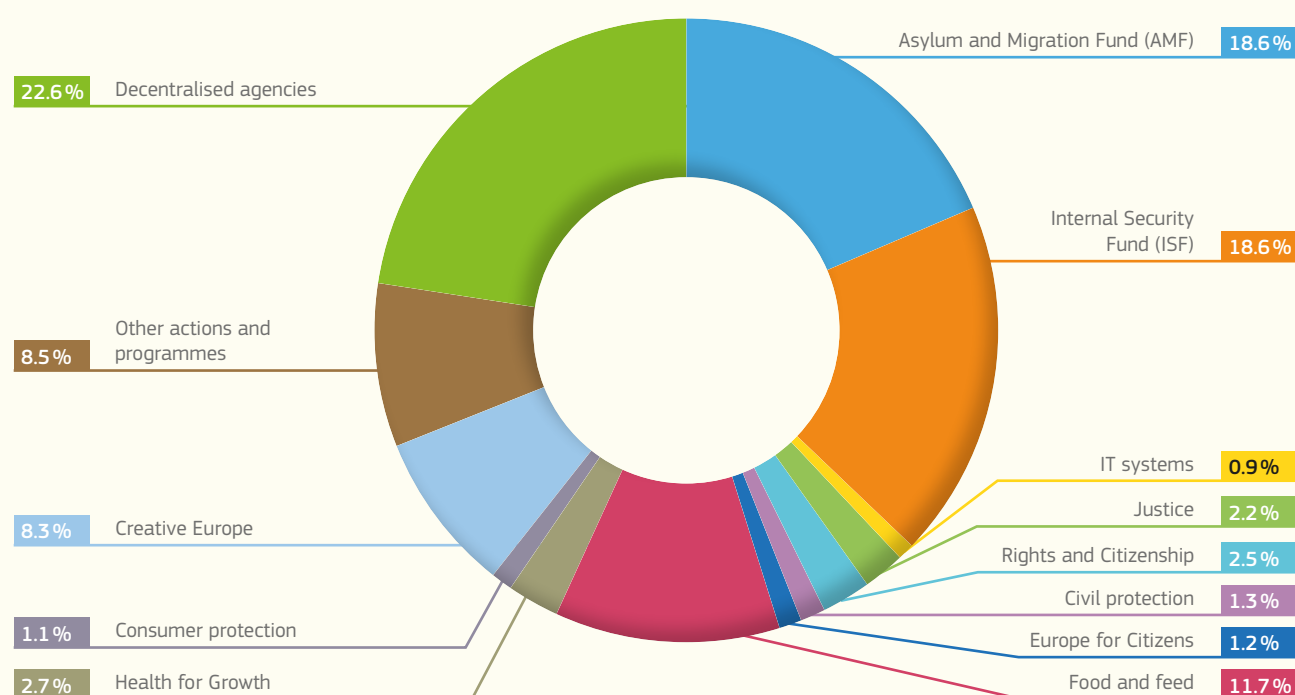
(1) Due to rounding of the figures, some financial data in the table may appear not to reconcile.

Heading 2: Sustainable growth: natural resources



(Commitment appropriations)	EU budget 2014	
	EUR million	%
European Agricultural Guarantee Fund (EAGF) — Market related expenditure and direct payments	43 778.1	73.9
European Agricultural Fund for Rural Development (EAFRD)	13 991.0	23.6
European Maritime and Fisheries Fund (EMFF)	1 017.3	1.7
Environment and climate action (Life+)	404.6	0.7
Other actions and programmes (including decentralised agencies)	76.2	0.1
TOTAL	59 267.2	100.0

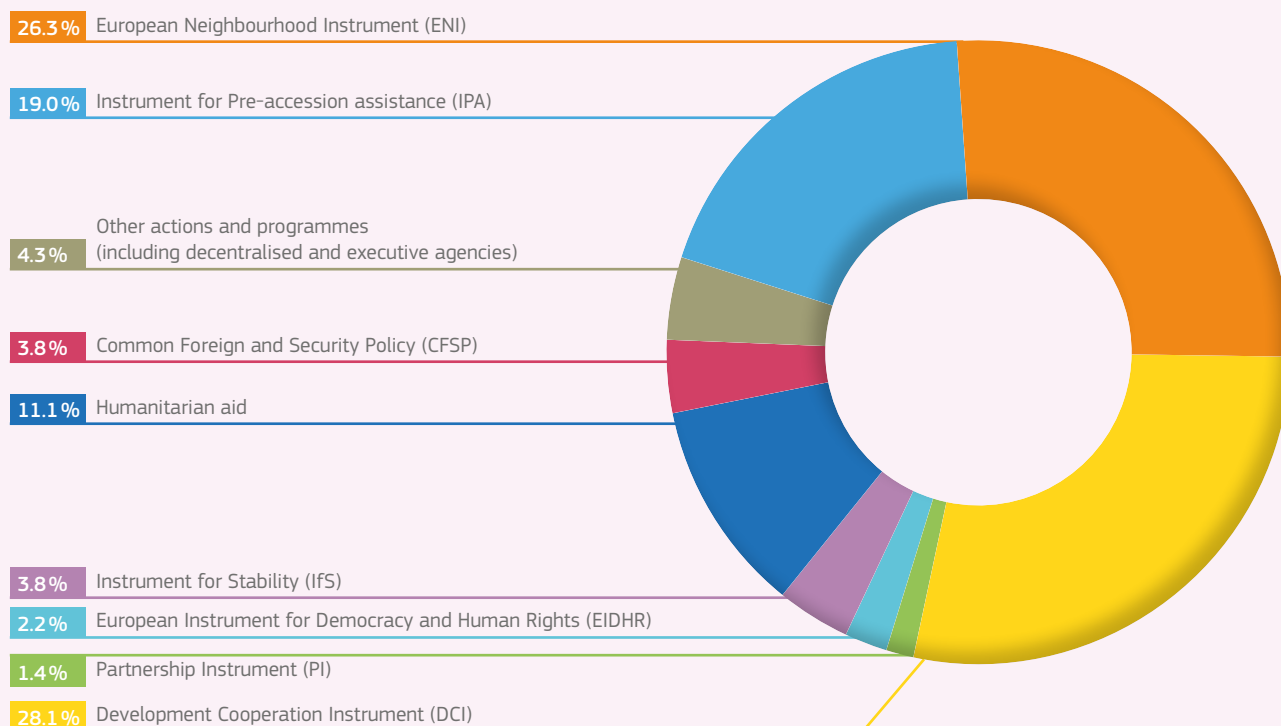
Heading 3: Security and citizenship



(Commitment appropriations) ⁽¹⁾	EU BUDGET 2014	
	EUR million	%
Asylum and Migration Fund (AMF)	403.3	18.6
Internal Security Fund (ISF)	403.3	18.6
IT systems	18.6	0.9
Justice	47.0	2.2
Rights and Citizenship	55.3	2.5
Civil protection	28.2	1.3
Europe for Citizens	25.4	1.2
Food and feed	253.4	11.7
Health for Growth	58.6	2.7
Consumer protection	24.1	1.1
Creative Europe	180.6	8.3
Other actions and programmes	184.0	8.5
Decentralised agencies	490.4	22.6
TOTAL	2 172.0	100.0

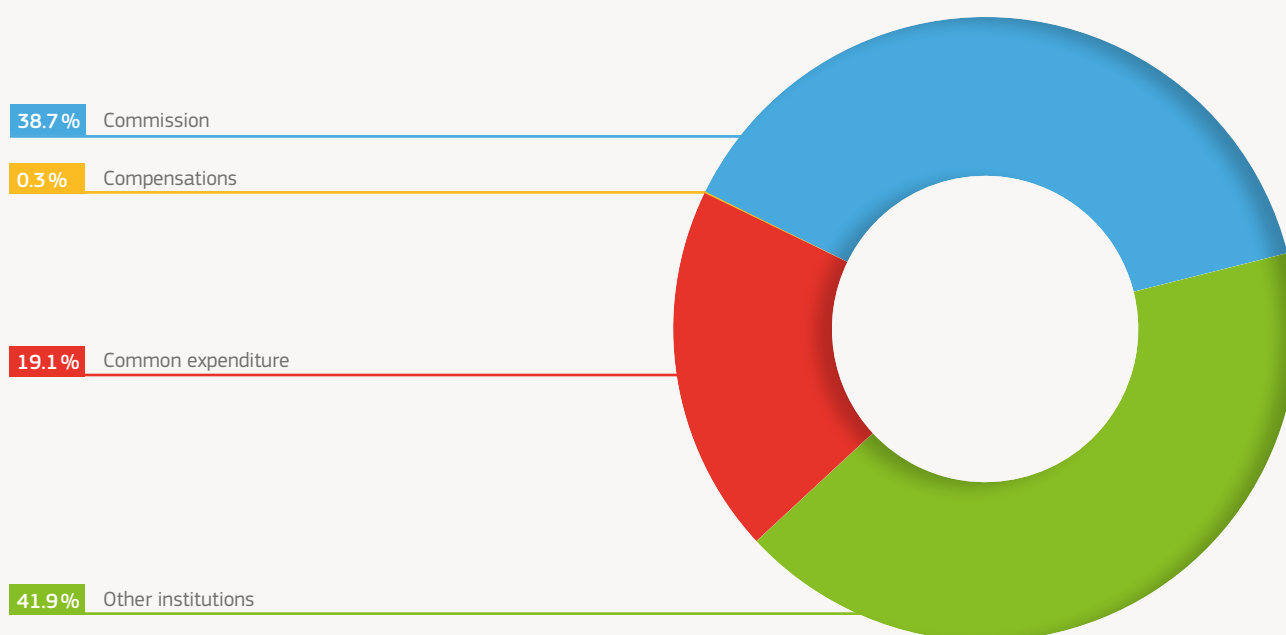
(1) Due to rounding of the figures, some financial data in the table may appear not to reconcile.

Heading 4: Global Europe



(Commitment appropriations)	EU budget 2014	
	EUR million	%
Instrument for Pre-accession assistance (IPA)	1 578.4	19.0
European Neighbourhood Instrument (ENI)	2 192.2	26.3
Development Cooperation Instrument (DCI)	2 341.0	28.1
Partnership Instrument (PI)	118.9	1.4
European Instrument for Democracy and Human Rights (EIDHR)	184.2	2.2
Instrument for Stability (IFS)	318.2	3.8
Humanitarian aid	920.3	11.1
Common Foreign and Security Policy (CFSP)	314.5	3.8
Other actions and programmes (including decentralised and executive agencies)	357.3	4.3
TOTAL	8 325.0	100.0

Heading 5 & 6: Administration and compensations



(Commitment appropriations)	EU budget 2014	
	EUR million	%
Commission	3 266.4	38.7
Other institutions	3 531.6	41.9
Common expenditure	1 607.1	19.1
Compensations	28.6	0.3
TOTAL	8 433.7	100.0

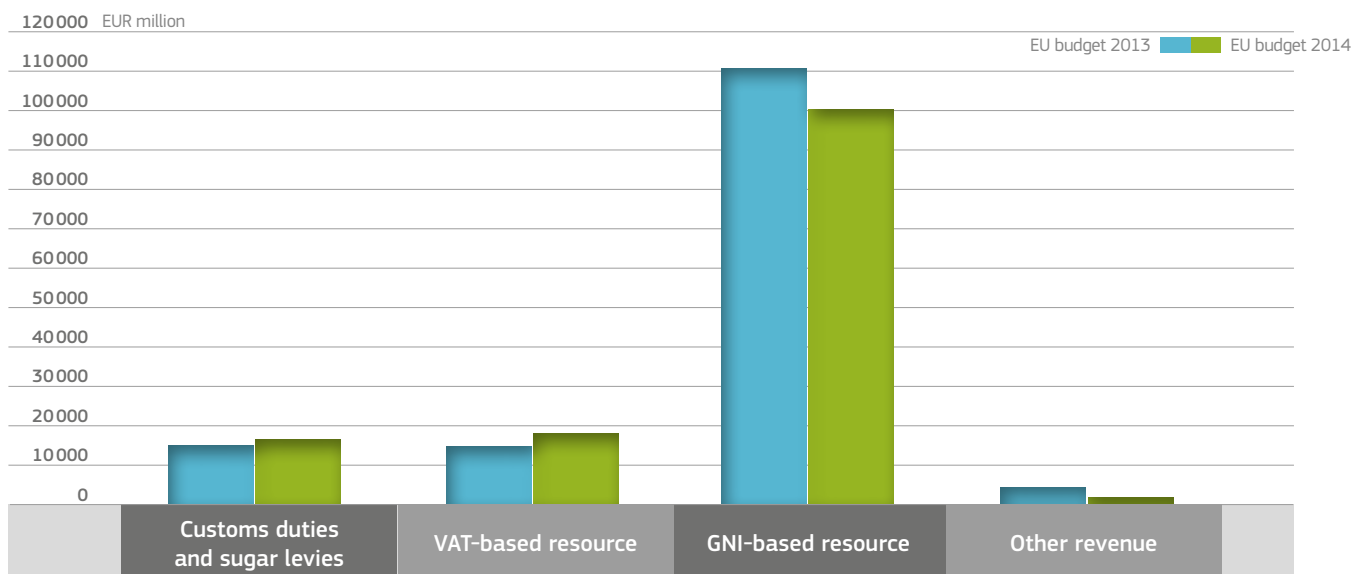
Revenue

Breakdown by type of revenue

Type of revenue (1)	EU budget 2013		EU budget 2014	
	EUR million (2)	%	EUR million (2)	%
Customs duties and sugar levies	14 822.7	10.3	16 310.7	12.0
VAT-based resource	14 680.1	10.2	17 882.2	13.2
GNI-based resource	110 822.8	76.7	99 767.3	73.6
Other revenue	4 125.2	2.9	1 544.4	1.1
TOTAL	144 450.8	100.0	135 504.6	100.0

(1) The figures for 2013 are those corresponding to the AB no 9/2013

(2) Rounded figures



European Commission

Multiannual financial framework 2014–2020 and EU budget 2014 — The figures

Luxembourg: Publications Office of the European Union

2013 — 24 pp. — 21 × 29.7 cm

ISBN 978-92-79-34348-3

doi:10.2761/9592

HOW TO OBTAIN EU PUBLICATIONS

Free publications:

- via EU Bookshop (<http://bookshop.europa.eu>);
- at the European Commission's representations or delegations.
You can obtain their contact details on the Internet (<http://ec.europa.eu>)
or by sending a fax to +352 2929-42758.

Priced publications:

- via EU Bookshop (<http://bookshop.europa.eu>);

Priced subscriptions (e.g. annual series of the *Official Journal of the European Union* and reports of cases before the Court of Justice of the European Union):

- via one of the sales agents of the Publications Office of the European Union (http://publications.europa.eu/others/agents/index_en.htm).



Find out more about the EU Financial Programming and Budget by visiting our website regularly:

<http://ec.europa.eu/budget>

If you want to be informed about any of our publications and get the latest publication news, please subscribe by sending an email to:

BUDG-budget-inbox@ec.europa.eu

Follow us on:

 <https://www.facebook.com/EUBudget>

 https://twitter.com/EU_Budget/

 <http://goo.gl/wXZrq>

